

**AMENDED**  
**THE CITY OF BLUFFDALE, UTAH**  
**A UTAH MUNICIPAL CORPORATION**  
**RESOLUTION NO. 2009-18**

**A RESOLUTION ADOPTING AND ACCEPTING THE FISCAL YEAR 2009-2010  
TENTATIVE BUDGET AND SCHEDULING A PUBLIC HEARING TO RECEIVE  
PUBLIC COMMENT PRIOR TO ADOPTION OF THE FINAL BUDGET**

**WHEREAS**, The Budget Officer has prepared and presented to the City Council a written tentative budget for Fiscal Year 2009 – 2010, which the City Council desires to adopt and accept as a tentative budget; and

**WHEREAS**, The City Council desires to schedule a public hearing for the purpose of receiving public comment prior to the adoption of the final budget for Fiscal Year 2009 – 2010.


**NOW, THEREFORE, BE IT RESOLVED BY THE BLUFFDALE CITY COUNCIL:**

**Section 1.** The proposed Fiscal year 2009 – 2010 Bluffdale City Tentative Budget, in the form attached hereto and together with the various and ancillary budgets for the various funds therein, is hereby accepted and adopted, as the Tentative Budget for the upcoming fiscal year. The City Recorder is authorized and directed to keep and provide a copy of said Tentative Budget in her office as required by law, for public inspection thereof.

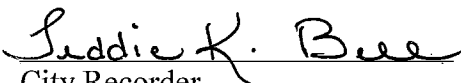
**Section 2.** A public hearing, before the City Council, for the purpose of receiving public comment on the final budget for Fiscal Year 2009-2010 is hereby scheduled for June 9, 2009, beginning at the hour of 7:00 p.m., at the Bluffdale City Fire Station, 14350 South 2200 West, Bluffdale, Utah. The public hearing may be held in conjunction with a public hearing before the Board of Directors of the Redevelopment Agency of the City. The City Recorder is authorized and directed to provide and cause to be published public notice thereof, as provided by law.


**Section 3.** This Resolution shall become effective immediately upon its passage and authorizes and directs the Mayor to execute and cause to be delivered the same.

PASSED ADOPTED AND APPROVED the 12th day of May, 2009.  
Amended the 26<sup>th</sup> day of May, 2009.

By:   
Mayor Claudia Anderson

ATTEST:

  
City Recorder



Voting by the City Council:   Aye                   Nay

Council Member Chisholm	<u>  x  </u>	<u>          </u>
Council Member Flanigan	<u>  x  </u>	<u>          </u>
Council Member Kartchner	<u>  x  </u>	<u>          </u>
Council Member Lord	<u>  x  </u>	<u>          </u>
Council Member Maxwell	<u>  x  </u>	<u>          </u>

**BLUFFDALE CITY**  
**FY 2009/2010 Budget**

GENERAL FUND	Actual FY 2008	Final Budget FY 2009	2009 YTD as of	Proposed Final Budget
<b>Revenues</b>				
Taxes	\$ 1,993,750	\$ 1,772,904	\$ 1,474,990	\$ 2,157,000
License & Permits	\$ 286,809	\$ 269,000	\$ 155,632	\$ 169,000
Intergovernmental	\$ 7,945	\$ 10,300	\$ 12,439	\$ 18,200
Charges for Service	\$ 589,871	\$ 654,000	\$ 476,377	\$ 647,500
Fines and Forfeitures	\$ 101,359	\$ 144,000	\$ 110,854	\$ 143,500
Miscellaneous Revenue	\$ 32,561	\$ 42,500	\$ 33,756	\$ 37,500
Contributions & Transfers	\$ -	\$ 779,343	\$ 219,000	\$ 497,285
<b>Total Revenues</b>	<b>\$ 3,012,295</b>	<b>\$ 3,672,047</b>	<b>\$ 2,483,048</b>	<b>\$ 3,669,985</b>
<b>Expenditures</b>				
City Council	\$ 30,695	\$ 32,200	\$ 18,435	\$ 32,500
Mayor	\$ 15,387	\$ 11,700	\$ 4,574	\$ 16,300
Administration	\$ 1,262,348	\$ 1,238,957	\$ 925,676	\$ 1,142,953
Facilities	\$ 82,605	\$ 69,809	\$ 39,681	\$ 83,410
Planning and Zoning	\$ 188,090	\$ 207,446	\$ 152,914	\$ 150,480
Risk Management	\$ 35,153	\$ 73,000	\$ 69,604	\$ 73,500
Court	\$ 155,898	\$ 147,714	\$ 110,439	\$ 167,483
Fire Department	\$ 604,175	\$ 379,328	\$ 328,913	\$ 432,173
Building Inspection	\$ 201,835	\$ 185,472	\$ 89,686	\$ 160,347
Code Enforcement	\$ 82,267	\$ 107,060	\$ 64,759	\$ 103,373
Streets	\$ 283,558	\$ 366,213	\$ 230,720	\$ 384,108
Sanitation	\$ 258,920	\$ 315,000	\$ 201,389	\$ 315,000
Engineering	\$ 189,652	\$ 150,000	\$ 98,107	\$ 150,000
Parks	\$ 254,854	\$ 269,764	\$ 143,297	\$ 379,858
Recreation and Culture	\$ 61,801	\$ 70,500	\$ 31,549	\$ 72,000
Cemetery	\$ 8,279	\$ 5,800	\$ 726	\$ 6,500
<b>Total Expenses</b>	<b>\$ 3,715,517</b>	<b>\$ 3,629,963</b>	<b>\$ 2,510,468</b>	<b>\$ 3,669,985</b>
<b>Total Surplus (Deficit)</b>	<b>\$ (703,222)</b>	<b>\$ 42,084</b>	<b>\$ (27,420)</b>	<b>\$ 0</b>

**BLUFFDALE CITY**  
**FY 2009/2010 Budget**

CLASS C FUND	Actual FY 2008	Final Budget FY 2009	YTD 2009	Proposed Final Budget
<b>Revenues</b>				
Class C Road Fund Allotment	\$ 300,893	\$ 280,000	\$ 162,525	\$ 280,000
Approp of Rst Class C Funds	\$ -	\$ 382,145	\$ -	\$ 156,500
<b>Total Revenues</b>	<b>\$ 300,893</b>	<b>\$ 662,145</b>	<b>\$ 162,525</b>	<b>\$ 436,500</b>
<b>Expenditures</b>				
Equipment	\$ -	\$ 85,000	\$ 101,064	\$ 106,000
Slurry Seal	\$ -	\$ -	\$ -	\$ 49,000
Cemetery	\$ -	\$ -	\$ -	\$ 31,500
Crack Seal	\$ -	\$ -	\$ -	\$ 20,000
Spot Fixes	\$ -	\$ -	\$ -	\$ 50,000
Riverview	\$ -	\$ -	\$ -	\$ 160,000
Traffic Calming	\$ -	\$ -	\$ -	\$ 20,000
2008 Overlay & Partial Reconst	\$ -	\$ 547,145	\$ 4,650	\$ -
Street Improvement	\$ -	\$ 30,000	\$ 14,076	\$ -
<b>Total Expenses</b>	<b>\$ -</b>	<b>\$ 662,145</b>	<b>\$ 119,790</b>	<b>\$ 436,500</b>
<b>Total Surplus (Deficit)</b>	<b>\$ 300,893</b>	<b>\$ -</b>	<b>\$ 42,735</b>	<b>\$ -</b>

**BLUFFDALE CITY**  
**FY 2009/2010 Budget**

<b>AMBULANCE FUND</b>	<b>Actual FY 2008</b>	<b>Final Budget FY 2009</b>	<b>YTD 2009</b>	<b>Proposed Final Budget</b>
<b>Revenues</b>				
Ambulance Revenue	\$ -	\$ 100,000	\$ 24,603	\$ 100,000
Transfer from General Fund	\$ -	\$ 42,084	\$ -	\$ -
Loan from Water Fund	\$ -	\$ -	\$ -	\$ 138,544
<b>Total Revenues</b>	<b>\$ -</b>	<b>\$ 142,084</b>	<b>\$ 24,603</b>	<b>\$ 238,544</b>
<b>Expenditures</b>				
Part Time Salaries & Wages	\$ -	\$ 168,156	\$ 99,888	\$ 210,240
Employee Benefits	\$ -	\$ 19,344	\$ 10,221	\$ 20,604
Supplies & Maintenance	\$ -	\$ 2,500	\$ 2,904	\$ 4,000
Shop Charges	\$ -	\$ -	\$ 1,768	\$ 2,500
Telephone	\$ -	\$ -	\$ 406	\$ 1,200
Miscellaneous	\$ -	\$ -	\$ 280	\$ -
<b>Total Expenses</b>	<b>\$ -</b>	<b>\$ 190,000</b>	<b>\$ 115,468</b>	<b>\$ 238,544</b>
<b>Total Surplus (Deficit)</b>	<b>\$ -</b>	<b>\$ (47,916)</b>	<b>\$ (90,865)</b>	<b>\$ 0</b>

**BLUFFDALE CITY**  
**FY 2009/2010 Budget**

SID FUND	Actual FY 2008	Final Budget FY 2009	YTD 2009	Proposed Final Budget
<b>Revenues</b>				
Property Owner Assessment	\$ 425,390	\$ 392,960	\$ 392,960	\$ 392,960
Interest	\$ 21,647	\$ 15,000	\$ 7,806	\$ 15,000
<b>Total Revenues</b>	<b>\$ 447,037</b>	<b>\$ 407,960</b>	<b>\$ 400,766</b>	<b>\$ 407,960</b>
<b>Expenditures</b>				
Debt Service Principal	\$ 343,000	\$ 404,960	\$ 235,000	\$ 407,960
Professional & Technical	\$ 14,960	\$ 3,000	\$ -	\$ -
Bond Issue Costs	\$ 44,973	\$ -	\$ 1,750	\$ -
SID Debt Service Interest	\$ 46,038	\$ -	\$ 154,370	\$ -
<b>Total Expenses</b>	<b>\$ 448,970</b>	<b>\$ 407,960</b>	<b>\$ 391,120</b>	<b>\$ 407,960</b>
<b>Total Surplus (Deficit)</b>	<b>\$ (1,933)</b>	<b>\$ -</b>	<b>\$ 9,646</b>	<b>\$ -</b>

**BLUFFDALE CITY**  
**FY 2009/2010 Budget**

<b>PARK IMPACT FEE FUND</b>	<b>Actual FY 2008</b>	<b>Final Budget FY 2009</b>	<b>YTD 2009</b>	<b>Proposed Final Budget</b>
<b>Revenues</b>				
Impact Fees - Parks	\$ 66,060	\$ 35,000	\$ 10,050	\$ 25,000
<b>Total Revenues</b>	<b>\$ 66,060</b>	<b>\$ 35,000</b>	<b>\$ 10,050</b>	<b>\$ 25,000</b>
<b>Expenditures</b>				
Transfer to Capital Projects	\$ -	\$ 35,000	\$ -	\$ 25,000
<b>Total Expenses</b>	<b>\$ -</b>	<b>\$ 35,000</b>	<b>\$ -</b>	<b>\$ 25,000</b>
<b>Total Surplus (Deficit)</b>	<b>\$ 66,060</b>	<b>\$ -</b>	<b>\$ 10,050</b>	<b>\$ -</b>

<b>BLUFFDALE CITY</b> <b>FY 2009/2010 Budget</b>
---

PUBLIC SAFETY IMPACT FEE FUND	Final			Proposed
	Actual	Budget	YTD	Final
	FY 2008	FY 2009	2009	Budget
<b>Revenues</b>				
Impact Fees - Public Safety	\$ 8,689	\$ 17,920	\$ 78,250	\$ 15,000
Transfer from Capital Projects	\$ -	\$ 81,250	\$ -	\$ 82,170
<b>Total Revenues</b>	<b>\$ 8,689</b>	<b>\$ 99,170</b>	<b>\$ 78,250</b>	<b>\$ 97,170</b>
<b>Expenditures</b>				
Debt Service	\$ -	\$ 97,170	\$ 13,656	\$ 97,170
<b>Total Expenses</b>	<b>\$ -</b>	<b>\$ 97,170</b>	<b>\$ 13,656</b>	<b>\$ 97,170</b>
<b>Total Surplus (Deficit)</b>	<b>\$ 8,689</b>	<b>\$ 2,000</b>	<b>\$ 64,594</b>	<b>\$ -</b>

**BLUFFDALE CITY**  
**FY 2009/2010 Budget**

<b>ROADS &amp; BRIDGES IMPACT FEE FUND</b>	<b>Actual FY 2008</b>	<b>Final Budget FY 2009</b>	<b>YTD 2009</b>	<b>Proposed Final Budget</b>
<b>Revenues</b>				
Impact Fees - Roads & Bridges	\$ 76,099	\$ 36,500	\$ 9,040	\$ 30,000
Interest Income	\$ -	\$ 67,500	\$ -	\$ 50,000
Use of Fund Balance	\$ -	\$ 1,032,000	\$ -	\$ 395,000
<b>Total Revenues</b>	<b>\$ 76,099</b>	<b>\$ 1,136,000</b>	<b>\$ 9,040</b>	<b>\$ 475,000</b>
<b>Expenditures</b>				
15000 South	\$ -	\$ 350,000	\$ 93	\$ 350,000
2200 West	\$ -	\$ 425,000	\$ -	\$ 125,000
13800 South	\$ -	\$ 135,000	\$ 170,473	\$ -
Street Improvements	\$ -	\$ 210,000	\$ 209,558	\$ -
Transfer to Capital Projects	\$ -	\$ 16,000	\$ -	\$ -
<b>Total Expenses</b>	<b>\$ -</b>	<b>\$ 1,120,000</b>	<b>\$ 380,124</b>	<b>\$ 475,000</b>
<b>Total Surplus (Deficit)</b>	<b>\$ 76,099</b>	<b>\$ 16,000</b>	<b>\$ (371,084)</b>	<b>\$ -</b>

**BLUFFDALE CITY**  
**FY 2009/2010 Budget**

<b>SECONDARY WATER IMPACT FEE FUND</b>	<b>Actual FY 2008</b>	<b>Final Budget FY 2009</b>	<b>YTD 2009</b>	<b>Proposed Final Budget</b>
<b>Revenues</b>				
Impact Fees - Secondary Water	\$ 19,100	\$ 40,000	\$ 11,773	\$ 30,000
Interest Income	\$ -	\$ 56,500	\$ -	\$ 30,000
<b>Total Revenues</b>	<b>\$ 19,100</b>	<b>\$ 96,500</b>	<b>\$ 11,773</b>	<b>\$ 60,000</b>
<b>Expenditures</b>				
Reuse Project Easements	\$ -	\$ -	\$ -	\$ 20,000
Increase in Fund Balance	\$ -	\$ 94,500	\$ -	\$ 40,000
Transfer to Capital Projects	\$ -	\$ 2,000	\$ -	\$ -
<b>Total Expenses</b>	<b>\$ -</b>	<b>\$ 96,500</b>	<b>\$ -</b>	<b>\$ 60,000</b>
<b>Total Surplus (Deficit)</b>	<b>\$ 19,100</b>	<b>\$ -</b>	<b>\$ 11,773</b>	<b>\$ -</b>

**BLUFFDALE CITY**  
**FY 2009/2010 Budget**

<b>STORM DRAIN IMPACT FEE FUND</b>	<b>Actual FY 2008</b>	<b>Final Budget FY 2009</b>	<b>YTD 2009</b>	<b>Proposed Final Budget</b>
<b>Revenues</b>				
Impact Fees - Storm Drain	\$ 27,522	\$ 60,000	\$ 25,630	\$ 45,000
Interest Income	\$ -	\$ 56,500	\$ -	\$ 35,000
Use of Fund Balance	\$ -	\$ 45,500	\$ -	\$ 70,000
<b>Total Revenues</b>	<b>\$ 27,522</b>	<b>\$ 162,000</b>	<b>\$ 25,630</b>	<b>\$ 150,000</b>
<b>Expenditures</b>				
Vista Meadows Upsize	\$ -	\$ 150,000	\$ -	\$ 150,000
Storm Drain - Bluffs	\$ -	\$ 10,000	\$ -	\$ -
Transfer to Capital Projects	\$ -	\$ 2,000	\$ -	\$ -
<b>Total Expenses</b>	<b>\$ -</b>	<b>\$ 162,000</b>	<b>\$ -</b>	<b>\$ 150,000</b>
<b>Total Surplus (Deficit)</b>	<b>\$ 27,522</b>	<b>\$ -</b>	<b>\$ 25,630</b>	<b>\$ -</b>

**BLUFFDALE CITY**  
**FY 2009/2010 Budget**

<b>CAPITAL PROJECT FUND</b>	<b>Actual FY 2008</b>	<b>Final Budget FY 2009</b>	<b>YTD 2009</b>	<b>Proposed Final Budget</b>
<b>Revenues</b>				
Intergovernmental Revenue	\$ -	\$ 500	\$ 500	\$ -
Interest	\$ -	\$ 50,000	\$ 119,398	\$ 25,000
Transfer from Parks Impact	\$ -	\$ 35,000	\$ -	\$ 25,000
Grants	\$ -	\$ 27,900	\$ -	\$ -
Use of Fund Balance	\$ -	\$ 60,666	\$ -	\$ 657,170
Transfer from R&B Impact	\$ -	\$ 16,000	\$ -	\$ -
Transfer from Water Impact	\$ -	\$ 2,000	\$ -	\$ -
Transfer from Public Safety	\$ -	\$ 2,000	\$ -	\$ -
Transfer from Storm Drain	\$ -	\$ 2,000	\$ -	\$ -
Transfer from Sec Water	\$ -	\$ 2,000	\$ -	\$ -
<b>Total Revenues</b>	<b>\$ -</b>	<b>\$ 198,066</b>	<b>\$ 119,898</b>	<b>\$ 707,170</b>
<b>Expenditures</b>				
Transfer to Public Safety Impact	\$ -	\$ 23,670	\$ -	\$ 82,170
3200 West	\$ -	\$ -	\$ -	\$ 525,000
2200 West Flooding Problems	\$ -	\$ -	\$ -	\$ 25,000
Land Purchase - Redwood	\$ -	\$ -	\$ -	\$ 75,000
Capital Facilities Plan	\$ -	\$ 50,000	\$ -	\$ -
Debt Service Interest	\$ -	\$ 124,396	\$ 172,487	\$ -
<b>Total Expenses</b>	<b>\$ -</b>	<b>\$ 198,066</b>	<b>\$ 172,487</b>	<b>\$ 707,170</b>
<b>Total Surplus (Deficit)</b>	<b>\$ -</b>	<b>\$ -</b>	<b>\$ (52,589)</b>	<b>\$ -</b>

**BLUFFDALE CITY**  
**FY 2009/2010 Budget**

WATER FUND	Actual FY 2008	Final Budget FY 2009	YTD 2009	Proposed Final Budget
<b>Water Sales &amp; Charges</b>				
Connection Fees	\$ 14,370	\$ 25,000	\$ 3,827	\$ 25,000
Water Sales	\$ 1,070,517	\$ 1,320,000	\$ 859,860	\$ 1,350,000
Hydrant Meter Rental	\$ 4,350	\$ 10,000	\$ 1,635	\$ 10,000
Water Share Assessments	\$ 11,362	\$ 5,000	\$ 9,246	\$ 5,000
Repairs & Maintenance	\$ 41,569	\$ 3,000	\$ 3,542	\$ 3,000
Re-Connect Charges	\$ 4,110	\$ 1,500	\$ 1,870	\$ 1,500
Interest	\$ -	\$ 5,000	\$ -	\$ 5,000
Miscellaneous	\$ -	\$ 12,500	\$ -	\$ 12,500
Water Grant	\$ -	\$ 40,000	\$ 21,614	\$ -
Use of Fund Balance	\$ -	\$ -	\$ -	\$ 45,848
<b>Total Revenues</b>	<b>\$ 1,146,278</b>	<b>\$ 1,422,000</b>	<b>\$ 901,594</b>	<b>\$ 1,457,848</b>
<b>Expenditures</b>				
Salaries & Wages	\$ 131,527	\$ 234,222	\$ 125,929	\$ 193,331
Employee Benefits	\$ 57,602	\$ 99,413	\$ 52,317	\$ 95,250
Books, Sub., & Memberships	\$ 2,042	\$ 2,560	\$ 977	\$ 2,500
Public Notices	\$ 40	\$ 800	\$ 973	\$ 1,800
Education and Training	\$ 1,759	\$ 3,500	\$ 1,901	\$ 3,500
PPE	\$ 2,680	\$ 1,000	\$ 540	\$ 1,000
Office Supplies	\$ 11,419	\$ 11,050	\$ 8,630	\$ 11,000
Supplies & Maintenance	\$ 97	\$ 2,000	\$ 1,621	\$ 2,000
Shop Charges	\$ 10,752	\$ 17,580	\$ 7,546	\$ 15,000
Telephone	\$ 1,923	\$ 1,500	\$ 1,946	\$ 2,688
Professional & Technical	\$ 9,107	\$ 56,400	\$ 20,395	\$ 15,000
Water Purchased	\$ 574,569	\$ 681,735	\$ 395,263	\$ 681,735
System Maintenance	\$ 45,418	\$ 35,000	\$ 20,460	\$ 35,000
System Improvements	\$ 9,568	\$ 100,000	\$ 47,729	\$ 80,000
Depreciation	\$ 141,809	\$ 105,000	\$ -	\$ 105,000
Miscellaneous	\$ 4,321	\$ 240	\$ 836	\$ 500
Irrigation Water Assessment	\$ 9,375	\$ 14,000	\$ 8,287	\$ 14,000
Equipment	\$ -	\$ 56,000	\$ 44,398	\$ 60,000
Transfer to Ambulance Fund	\$ -	\$ -	\$ -	\$ 138,544
<b>Total Expenses</b>	<b>\$ 1,014,007</b>	<b>\$ 1,422,000</b>	<b>\$ 739,749</b>	<b>\$ 1,457,848</b>
<b>Total Surplus (Deficit)</b>	<b>\$ 132,271</b>	<b>\$ -</b>	<b>\$ 161,845</b>	<b>\$ 0</b>

**BLUFFDALE CITY**  
**FY 2009/2010 Budget**

<b>WATER IMPACT FEE FUND</b>	<b>Actual FY 2008</b>	<b>Final Budget FY 2009</b>	<b>YTD 2009</b>	<b>Proposed Final Budget</b>
<b>Revenues</b>				
Impact Fees - Water	\$ 93,540	\$ 31,500	\$ 37,339	\$ 25,000
Interest Income	\$ -	\$ 40,000	\$ -	\$ 25,000
Use of Fund Balance	\$ -	\$ 547,500	\$ -	\$ 17,000
<b>Total Revenues</b>	<b>\$ 93,540</b>	<b>\$ 619,000</b>	<b>\$ 37,339</b>	<b>\$ 67,000</b>
<b>Expenditures</b>				
Debt Service	\$ -	\$ 67,000	\$ 21,624	\$ 67,000
SR 68	\$ -	\$ 550,000	\$ 329,438	\$ -
Transfer to Capital Projects	\$ -	\$ 2,000	\$ -	\$ -
<b>Total Expenses</b>	<b>\$ -</b>	<b>\$ 619,000</b>	<b>\$ 351,062</b>	<b>\$ 67,000</b>
<b>Total Surplus (Deficit)</b>	<b>\$ 93,540</b>	<b>\$ -</b>	<b>\$ (313,722)</b>	<b>\$ -</b>

**BLUFFDALE CITY**  
**FY 2009/2010 Budget**

ESCROW FUND	Actual FY 2008	Final Budget FY 2009	YTD 2009	Proposed Final Budget
<b>Revenues</b>				
Hydrant Meter Rental Deposits	\$ -	\$ 10,000	\$ 2,400	\$ 10,000
Engineering Inspection Bonds	\$ -	\$ 10,000	\$ 557	\$ 10,000
Lanscaping Bond	\$ -	\$ 10,000	\$ 26,725	\$ 10,000
Park Rental Deposits	\$ -	\$ 1,000	\$ 1,900	\$ 1,000
Court Trust	\$ -	\$ -	\$ 2,019	\$ 10,000
<b>Total Revenues</b>	<b>\$ -</b>	<b>\$ 10,000</b>	<b>\$ 2,400</b>	<b>\$ 10,000</b>
<b>Expenditures</b>				
Hydrant Meter Release	\$ -	\$ 10,000	\$ 800	\$ 10,000
Engineering Insp Bond Release	\$ -	\$ 10,000	\$ -	\$ 10,000
Lanscaping Bond Release	\$ -	\$ 10,000	\$ 6,940	\$ 10,000
Park Rental Refund	\$ -	\$ 1,000	\$ 2,050	\$ 1,000
Court Trust Release	\$ -	\$ -	\$ 800	\$ 10,000
<b>Total Expenses</b>	<b>\$ -</b>	<b>\$ 10,000</b>	<b>\$ 800</b>	<b>\$ 10,000</b>
<b>Total Surplus (Deficit)</b>	<b>\$ -</b>	<b>\$ -</b>	<b>\$ 1,600</b>	<b>\$ -</b>